



MACHINE SHOP

Two great circuits, side by side. Use them separately, stacked in series, or blended in parallel

Power jack 9-18 vdc
Center Negative only

Input - Instrument
plugs in here

Output - Plug amp or
next pedal in here

Sets the output level of the
Hold for Boost function

ODR Controls

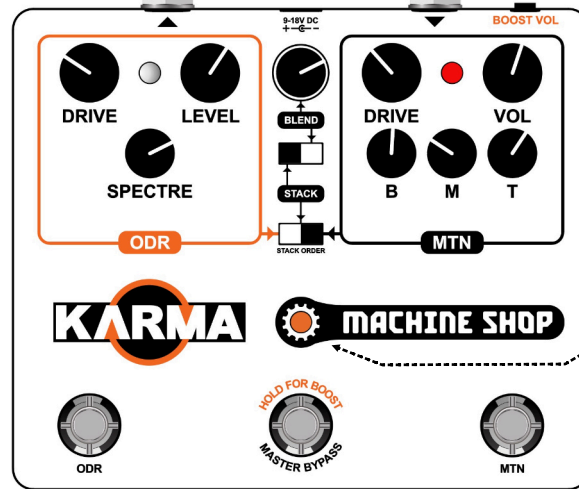
DRIVE - overdrive amount
LEVEL - ODR output volume
SPECTRE - tone ctrl

MTN Controls

DRIVE - amount of overdrive
VOL - MTN Output volume
B - add/subtract Bass
M - add/subtract Midrange
T - add/subtract Treble

Output Boost

- Hold Master Bypass footswitch briefly until orange LED blinks on/off
- Boost function works even with pedal bypassed (LED blinks dimly)
- Turn boost off by pressing briefly again
- Footswitch is latching - no need to hold it down



Master Bypass LED

(blinks when boost is engaged)

Dimensions:

5-5/8" w x 4-3/4" d x 2-3/16" h

Current draw:

200ma max @9vdc

115ma max @18vdc

Individual bypass switches for ODR & MTN circuits and Master Bypass for entire pedal

STACK, BLEND, BOOST

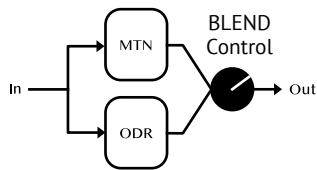
BLEND MODE:

Input goes equally to both circuits, mixed together in a ratio determined by the BLEND control

Turn to the left for more ODR, to the right for MTN

Slide the BLEND/STACK switch to the right

STACK ORDER switch is out of the circuit

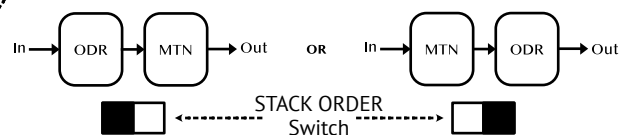


STACK MODE:

Pedal circuits in series, one after the other

Slide the BLEND/STACK switch to the left

The STACK ORDER switch sets which pedal is 1st in the stack



Notes

- Bypass foot switches for ODR and MTN function in either mode.
- BLEND mode - mix in clean signal with either ODR or MTN side bypassed
- STACK mode - activate one or both ODR/MTN, then use Master Bypass foot switch to turn on/off entire pedal except Boost function.
- Hold for Boost - functions independently of Master Bypass (boost can be used even when ODR/MTN are bypassed)

Setting the Power-up State

- Set the on/off state of all foot switches on power-up:
- With power applied, hold down both ODR and MTN foot switches until LEDs blink
 - Set on/off state of ODR/MTN/Master Bypass to your preference
 - Hold down both ODR and MTN foot switches to exit programming mode.